



#### DISCLAIMER

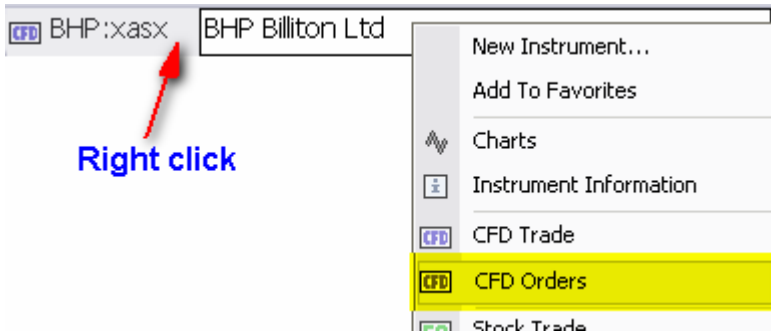
Tricom Equities Limited (ABN 92 067 161 755) (AFSL 238 148)

This is not an offer to deal in any financial product. This information might contain unsolicited general information only, without regard to any investor's individual objectives, financial situation or needs. You should consider the appropriateness of its contents having regard to your own objectives, financial situation and needs before making any investment decision. Prior to making any investment decision potential investors should read and consider a Product Disclosure Statement which is available from Tricom at [www.tricom.com.au](http://www.tricom.com.au). Investment in financial products involves risk. Derivatives can be highly leveraged; they can carry a high level of risk and are not suitable for all investors.

# Placing an Order

An example buying BHP CFDs at market with a take profit and stop-loss.

Right click on the desired company from the price board.



**CFD Orders**

Account: Demo\_1466876

Contract: **BHP:xasx 1**  
BHP Billiton Ltd

Buy/Sell: Buy **2** Quantity: **5,000 5**

Type: Market **3** Share price: **6**

Duration: Day Order **4** Dist. to market: **6**

Est. CFD price: 29.5880 Trailing step:

Cost if filled: 0.00 AUD Interest per day: 7.60 AUD

Nominal value: 29,588.00 AUD Margin: 1,479 AUD

Related order(s):  None **7**  If Done  O.C.O.

Place a related take profit order:

Buy/Sell: Sell **8** Quantity: **1,000 8**

Type: Limit **9** Share price: **30.200 9**

Duration: G.T.C.

Place a related stop loss order:

Buy/Sell: Sell **11** Quantity: **1,000 11**

Type: Stop **10** Share price: **28.900 12**

Duration: G.T.C.

**13** Place Order(s) Cancel

Bid: 29.3920 Ask: 29.5780

## Entry Order

- Type in the code of the stock** - The stock code may already be in the field, if not, type it in or click and select it from the list.
- Enter number of CFDs** - Type the number of CFDs you wish to purchase.
- Select Buy or Sell** - Buy if you have a bullish view for this stock or sell if you have a bearish view.
- Select Type** - See next page for order definitions.
- Select Duration** - Day Order, GTC means Good Till Cancelled or you can set the date your order will expire.
- Price Level** - If the order is a limit or stop order, enter the price level.
- Select Related Orders (optional)** - This is where you can choose to place a stoploss and profit target.

## Take Profit Order

- Enter number of CFDs** - Type the number of CFDs you wish to sell at your take profit level.
- Enter Price Level** - Type the price level you wish to take profit.

## Stop-loss Order

- Select Type** - See next page for order definitions.
- Enter number of CFDs** - Type the number of CFDs you wish to sell at your stop-loss level.
- Enter Price Level** - Type the price level you wish to place your stop-loss at.
- Place Order** - You can only Place an Order after you have clicked on 'Enable Trading'. This is a safety feature you can turn off in future.

# Order Types

## Order Types (buying example)

**Market:** Place a market order to enter the position as soon as possible at the best price obtainable in the market.

**Limit Order:** Buy at this price or less. If the price rises above this price, then do not buy. The share price is currently higher than what you are willing to pay for it, so you place a 'limit order' that says if the share price drops down to what you are willing to pay, then buy.

**Stop Order:** Buy at this price or higher. If the price falls below this price, then do not buy. The share price is currently lower than your entry level, so you place a 'buy stop order' that says if the share price rises up to your entry signal level, then buy.

**Trailing Stop Order:** This order is used as a Stop-loss order. This order automatically moves your stop loss the trade progresses in your favour.

You need to set the Distance to Market; the distance between the current market and your moving stop. Eg. If you wanted to work a 50 cent trailing stop you would enter 0.50.

You also need to set the Trailing Step; this is the increment at which you want the stop to move. Eg. 0.01 would move your stop every cent, 0.20 would move your stop every 20 cents.

## Amending an Order

**Open Orders** are orders you have placed in the market that have not yet been filled. Your orders which have been filled can be seen by clicking on the Account tab.

1. Click on the Open Orders tab.
2. Select an Order you have placed that you wish to change.
3. Click the 'Change Order' button.
4. This will show the CFD order window, refer to reference sheet 1.

The screenshot shows the Tricom Trader interface. The 'Open Orders' tab is selected and highlighted with a red '1'. Below the menu bar is a table of open orders:

Market	Instr...	Account	B/S	Amount	Price	Share Price	Dist. to mar	Trailing	Type
[all]	[all]	[all]	[al]						[all]
CFDs	CCL:xasx	Demo_1466876	Buy	2,000	9.5280	9.500			Stop
CFDs	CCL:xasx	Demo_1466876	Sell	2,000	9.0730	9.100	0.4000	0.0500	Trailing
CFDs	BBG:xasx	Demo_1466876	Sell	1,000	15.8520	15.900			Stop
Forex	USDCHF	Demo_1466876	Sell	300,000	1.20000				Stop

At the bottom of the window, the 'Change Order' button is highlighted with a red '3'. Other buttons include 'Refresh', 'Create Order', 'Relate Orders', 'Change to Market Order', and 'Cancel Order'.

# Setting a Stop-loss, Profit Target & Closing Once Filled

1. Click on the Account tab.
2. Click on the Account Summary sub tab.
3. Click on the small plus sign on the left side next to your open position. You will see another line directly below appear.
4. On the far right of screen, three boxes will appear, select the appropriate box.

Close Position at market   
  Place a Take Profit   
  Place a Stop-loss



Open Positions									
Instrument	Account	Expiry Date	L/S	Amount	Open Price	Current Price	Profit/Loss	Profit/Loss in AUD	% Price
<b>Futures Contract</b> <input type="checkbox"/>									
<input type="checkbox"/> Dow Jones 5\$ mini, Jun 2007		21-Jun-2007	Long	1	12,815	13,171	1,740 USD	2,097	2.78 %
<b>CFD</b> <input type="checkbox"/>									
<input type="checkbox"/> Billabong International Ltd.			Long	1,000	16.880	16.300	-580 AUD	-580	-3.44 %
<input type="checkbox"/> BBG:xasx	Demo_1466876		Bought	1,000	16.880	16.300	-580 AUD	-580	-3.44 %

## Entry Scenarios

*Opening a position.*

### Going Long

Above current price  
At current price  
Below current price

**Buy Stop**  
**Buy at Market**  
**Buy Limit**



### Going Short

Above current price  
At current price  
Below current price

**Sell Limit**  
**Sell at Market**  
**Sell Stop**



## Exit Scenarios

*Closing a position.*

### Closing a Long

Above current price  
At current price  
Below current price

**Sell Limit** - profit target  
**Sell at Market**  
**Sell Stop** - stop-loss

### Closing a Short

Above current price  
At current price  
Below current price

**Buy Stop** - stop-loss  
**Buy at Market**  
**Buy Limit** - profit target

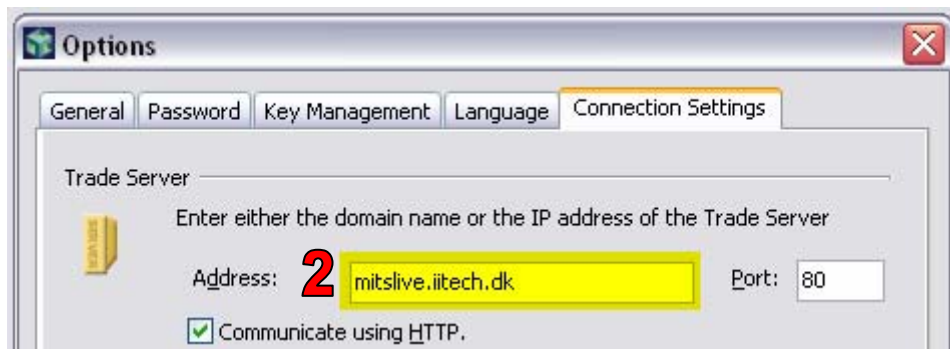
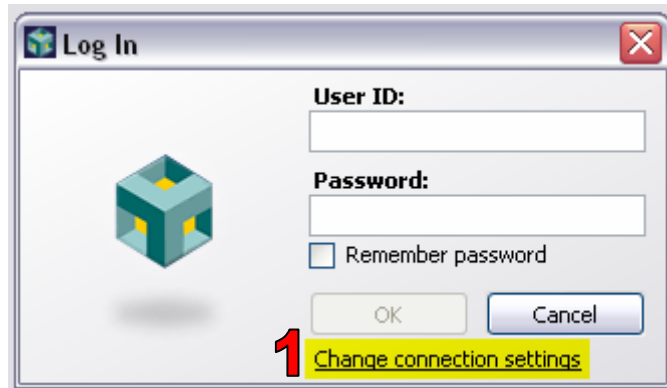
## Changing from a Demo to a Live Account

1. Click on the Change connection settings on the Log In screen.
2. Change the URL or IP address in the Address box.

**Live** - "mitsLive.iitech.dk" or "193.178.175.48"

**Demo** - "mitssimul.iitech.dk" or "193.178.175.38"

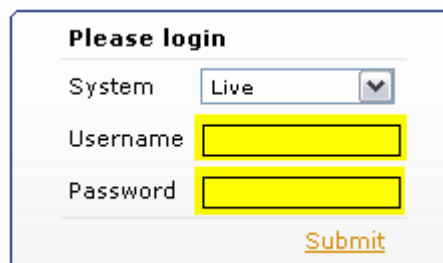
3. Click the OK button.
4. Enter live login details.



## Checking your Account Remotely

1. Enter the following address into a web browser "[www.onlinewebconnect.com](http://www.onlinewebconnect.com)".
2. Enter your login details.
3. Click Submit.

This will show a page similar the Account Summary page on Tricom Trader.



The screenshot shows a 'Please login' form with a 'System' dropdown menu set to 'Live'. Below it are 'Username' and 'Password' input fields, both highlighted with yellow boxes. A 'Submit' button is located at the bottom right.

## Account Summary

1. **Non-margin Positions.** The current market value of any securities (e.g. equities, bonds etc.) held as collateral for margin requirements.
2. **Unrealised margin Profit/Loss.** The total unrealised profit/loss of all your open positions. For margin products, this is the profit or loss from the position. Otherwise, this is the market value of the position.
3. **Cost to close.** The cost of closing your positions, e.g. commissions and trading fees.
4. **Unrealised value of positions.** The sum of 1 + 2 + 3.
5. **Cash Balance.** The current value of the cash funds in your account.
6. **Transactions not booked.** Any amount applicable to your account received since the close of business the previous day. This amount is available for trading and will be added to your account balance on the next business day.
7. **Account Value.** The current value of the account. The sum of 4 + 5 + 6.
8. **Other collateral.** Trading lines and credit lines.
9. **Not available as margin collateral.** A percentage of your current investments is available as margin collateral. This lines states the amount that is not available as margin collateral.
10. **Used for margin requirements.** The amount currently used to cover your positions, combining Cash balance and the value of un-booked positions.
11. **Available for margin trading.** Funds available for margin trading. The sum of 7 + 8 + 9 + 10.
12. **Net Exposure.** The Net Exposure is the sum of the nominal value of your current positions converted into the base currency of your account.
13. **Exposure Coverage.** The percentage of the margin covered by your funds.
14. **Margin Utilisation.** The percentage of your possible margin that you are utilising.

Simulation - Client Settings Print Log out

Account Overview Account Summary Activity Log Account Reports Trading Analysis & News

Account: Demo\_1466876 Client: 1466876 - Tricom - Liam

Current History 28 April 2007 Show Currency: AUD

29 April 2007 08:28:28 GMT

Cash and Positions Summary		AUD	Margin Summary		AUD
1	Non-margin positions	0.00	Account value	93,747.46	7
2	Unrealised margin profit/loss	1,564.72	Other collateral	0.00	8
3	Cost to close	-24.10	Not available as margin collateral	0.00	9
4	<b>Unrealised value of positions</b>	<b>1,540.62</b>	Used for margin requirements	-5,156.00	10
5	Cash Balance	92,206.84	<b>Available for Margin Trading</b>	<b>88,591.44</b>	11
6	Transactions not booked	0.00	Net Exposure	95,649.00	12
7	<b>Account value</b>	<b>93,747.46</b>	Exposure Coverage	98.0 %	13
			Margin Utilisation	<div style="width: 6%; border: 1px solid black; display: inline-block;"></div> 6 %	14

**Open Positions**

Instrument	Expiry Date	L/S	Amount	Open Price	Current Price	Profit/Loss	Profit/Loss in AUD	% Price
Futures Contract								
Dow Jones 5\$ mini, Jun 2007	21-Jun-2007	Long	1	12,815	13,171	1,740 USD	2,097	2.78 %

Internet 100%